

Walk and look for birds!

BIRD BASICS BINGO

When you see a bird flying or preening its feathers, color in the circle! When you get 3 in a row across, down, or diagonally, BINGO! How many can you get?



When you find a bird matching the action in the picture, color in the circle and write down the date and place.



When you see a bird doing something different from the other pictures, draw that action in the middle square.







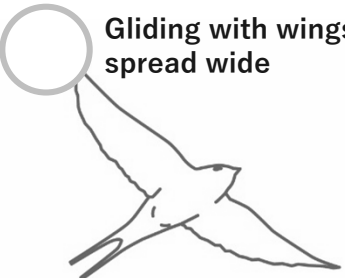




Write down details such as size, color of wings, or feather pattern.



Try to find out the name of the bird by looking in a bird field guide or on the Internet.



<input checked="" type="checkbox"/> Flying straight, continuously flapping wings (direct flight)  10/9 School	<input type="checkbox"/> Birds standing facing the same direction 	<input type="checkbox"/> Preening with its bill 
<input type="checkbox"/> Sitting on the hot ground or other hot surface (heat bath) 	<input checked="" type="checkbox"/> Swimming swan 	<input checked="" type="checkbox"/> Taking a bath (water bath) 
<input type="checkbox"/> Gliding with wings spread wide 	<input type="checkbox"/> Hovering in mid air 	<input checked="" type="checkbox"/> Flying in wave pattern (undulating flight)  Greyish color 10/9 Park