

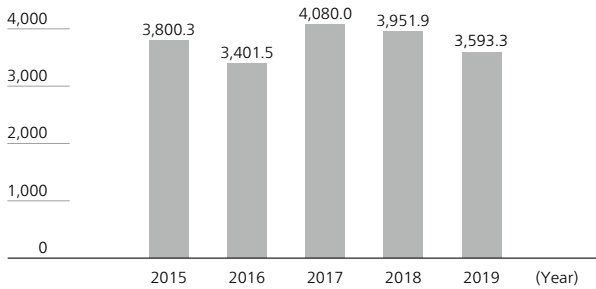
Financial and Non-financial Highlights

Financial Information

Net Sales

¥ **3,593.3** billion

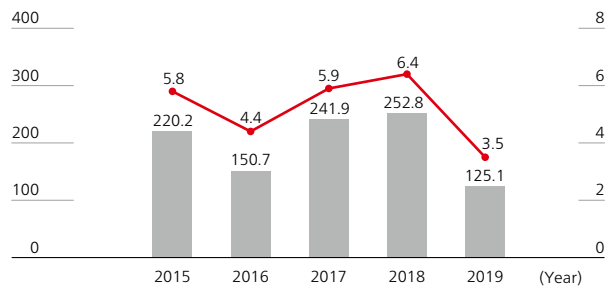
(Billions of yen)



Net Income Attributable to Canon Inc./ Net Income Attributable to Canon Inc. Ratio

¥ **125.1** billion/**3.5%**

■ Net income attributable to Canon Inc.
● Net income attributable to Canon Inc. ratio
(Billions of yen) (%)

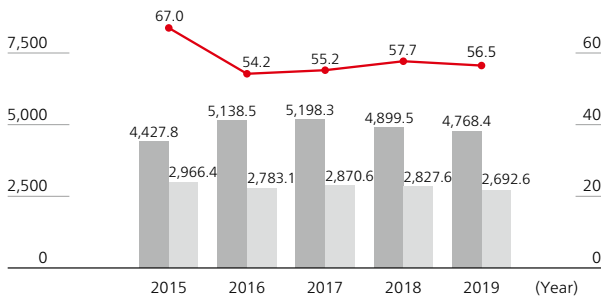


Total Assets/Shareholders' Equity/ Shareholders' Equity to Total Assets Ratio

¥ **4,768.4** billion/¥ **2,692.6** billion/**56.5%**

■ Total assets ■ Shareholders' equity (Canon Inc.)
● Shareholders' equity to total assets ratio

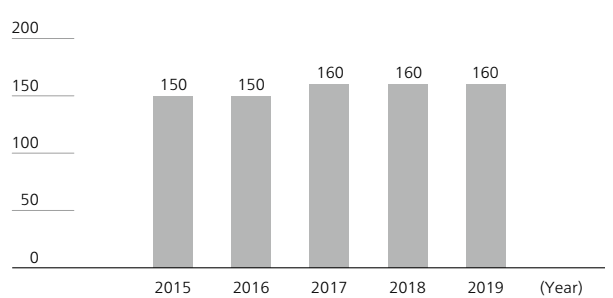
(Billions of yen) (%)



Dividend per Share

¥ **160**

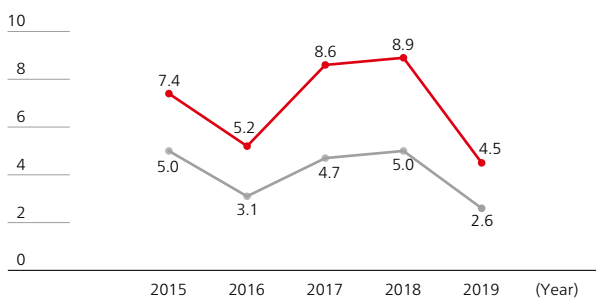
(Yen)



ROA/ROE

2.6%/4.5%

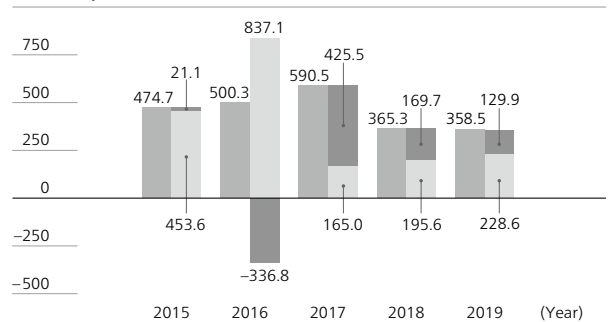
● ROA ● ROE
(%)



Net Cash Provided by Operating Activities/ Net Cash Used in Investing Activities/Free Cash Flow

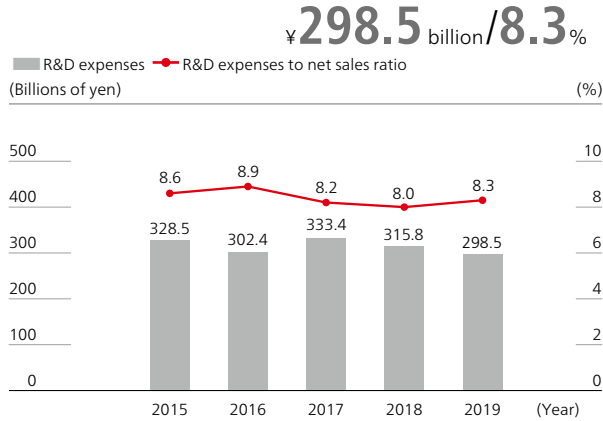
¥ **358.5** billion/¥ **228.6** billion/¥ **129.9** billion

■ Net cash provided by operating activities
■ Net cash used in investing activities ■ Free cash flow
(Billions of yen)



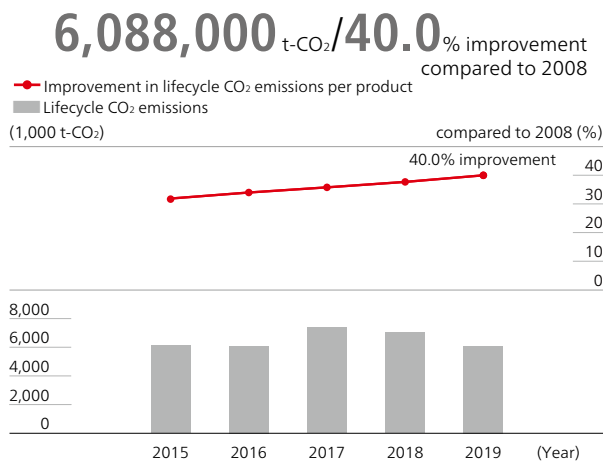
Non-financial Information

R&D Expenses*/R&D Expenses to Net Sales Ratio

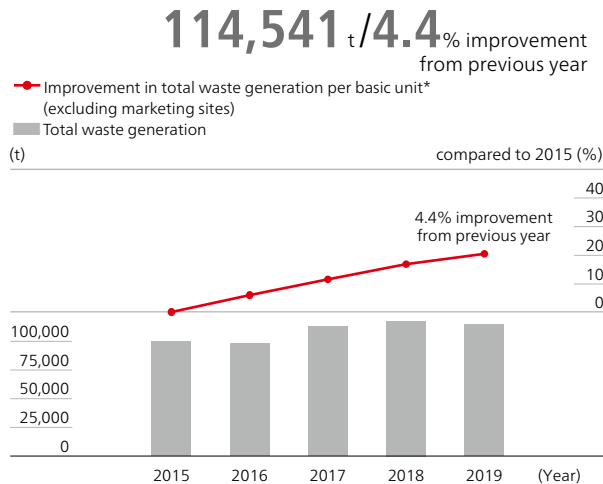


* In 2018, a reclassification of operating profit and other income (deductions) was conducted due to a change in pension accounting standard. 2017 figures for R&D expenses were restated to reflect this change.

Lifecycle CO₂ Emissions/Improvement in Basic Unit



Total Waste Generation/Improvement in Basic Unit



* The basic unit denominator is decided according to the characteristics of each operational site (production volume, effective floor area, workforce, etc.)

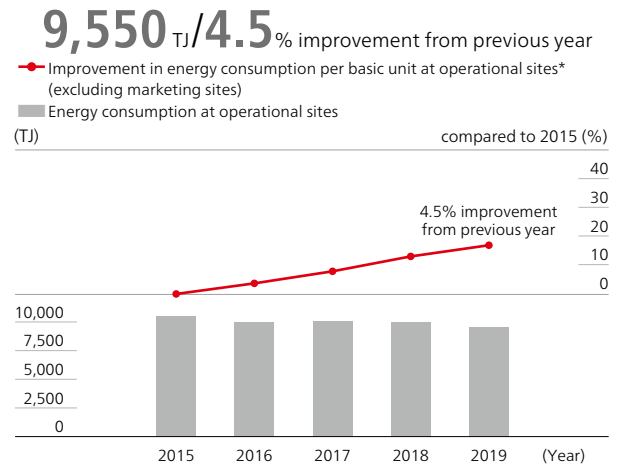
Top Ten U.S. Patent Holders by Company

No. 3

	2015	2016	2017	2018	2019
1	IBM	IBM	IBM	IBM	IBM
2	Samsung Electronics	Samsung Electronics	Samsung Electronics	Samsung Electronics	Samsung Electronics
3	Canon	Canon	Canon	Canon	Canon
4	Qualcomm	Qualcomm	Intel	Intel	Microsoft Technology Licensing
5	Google	Google	LG Electronics	LG Electronics	Intel
6	Toshiba	Intel	Qualcomm	TSMC	LG Electronics
7	Sony	LG Electronics	Google	Microsoft Technology Licensing	Apple
8	LG Electronics	Microsoft Technology Licensing	Microsoft Technology Licensing	Qualcomm	Ford Global Technologies
9	Intel	TSMC	TSMC	Apple	Amazon Technologies
10	Microsoft Technology Licensing	Sony	Samsung Display	Ford Global Technologies	Huawei Technologies

* Number of patents for 2016 to 2019 are based on figures released by IFI CLAIMS Patent Services.
 * Number of patents for 2015 are based on information released by the United States Patent and Trademark Office.
 * IBM is an abbreviation for International Business Machines Corporation.
 * TSMC is an abbreviation for Taiwan Semiconductor Manufacturing Company Limited.

Site Energy Consumption/Improvement in Basic Unit



* The basic unit denominator is decided according to the characteristics of each operational site (production volume, effective floor area, workforce, etc.)

Canon Group Employee Numbers by Region

187,041

