

Flat Panel Detector

AR-C3543W
AR-C4343W

Instructions for Use

CE

To customers

Important information on usage and management of the product

1. This product complies with local radio frequency regulations in the country or region where you purchased the product. Note that it cannot be used in any other areas. When using the product, follow the notes on radio frequency in this manual.
2. Only a physician or a legally certified operator shall use the product.
3. The product shall be maintained in a safe and operable condition by maintenance personnel.
4. Connection of a system that uses the product to a network could result risks to patients, operators, or third parties. A dedicated individual who is assigned responsibility for maintenance should assess these risks in advance. The responsible person should also assess the risks when changes to the network (including changes in the network configuration, addition or disconnection of items to the network, or update or upgrade of equipment connected to the network) occur after connection.
5. For U.S.A.
Rx only-Caution:
Federal law restricts this device to sale by or on the order of a licensed practitioner.

Notes on disposal of the product

- Disposal of this product in an unlawful manner may have a negative impact on human health and on the environment. Therefore, when disposing of this product, be absolutely certain to follow the procedure which conforms with the laws and regulations applicable to your area.



Only for European Union and EEA (Norway, Iceland and Liechtenstein)

This symbol indicates that this product is not to be disposed of with your household waste, according to the WEEE Directive (2012/19/EU) and national legislation. This product should be handed over to a designated collection point, e.g., on an authorized one-for-one basis when you buy a new similar product or to an authorized collection site for recycling waste electrical and electronic equipment (EEE). Improper handling of this type of waste could have a possible negative impact on the environment and human health due to potentially hazardous substances that are generally associated with EEE. At the same time, your cooperation in the correct disposal of this product will contribute to the effective usage of natural resources. For more information about where you can drop off your waste equipment for recycling, please contact your local city office, waste authority, approved WEEE scheme or supplier where you purchased the product.

The information above, including information on batteries, is on our website in the official languages of each EU country.

Please access <https://global.canon/en/ifu/medcom/envfile/weee-battery-eu.pdf>.

Only for the United Kingdom

This symbol indicates that this product is not to be disposed of with your household waste, according to the UK Waste Electrical and Electronic Equipment Regulations. This product should be handed over to a designated collection point, e.g., on an authorized one-for-one basis when you buy a new similar product or to an authorized collection site for recycling waste electrical and electronic equipment (EEE). Improper handling of this type of waste could have a possible negative impact on the environment and human health due to potentially hazardous substances that are generally associated with EEE. At the same time, your cooperation in the correct disposal of this product will contribute to the effective usage of natural resources. For more information about where you can drop off your waste equipment for recycling, please contact your local city office, waste authority, approved WEEE scheme or supplier where you purchased the product.

The information above, including information on batteries, is on our website. Please access <https://global.canon/en/ifu/medcom/envfile/weee-battery-uk.pdf>.

1 Safety information

1.1 Safety precautions

Follow these safeguards and properly use the product to prevent injury and damage to any equipment/data.

Operating/storage environment

- **Do not use or store the product near flammable chemicals such as alcohol, thinner, benzine, etc.**

If chemicals are spilled or evaporate, it could result in fire or electric shock through contact with electric parts inside the product. Also, some disinfectants are flammable. Be sure to take care when using them.

- **Do not connect the equipment with anything other than specified.**

Doing so could result in fire or electric shock.

- **Do not install or store the product in any of the locations listed below.**

Doing so may result in failure or malfunction, product falling, or fire or injury.

- Close to facilities where water is used
 - Where it will be exposed to direct sunlight
 - Close to the air outlet of an air-conditioner or ventilation equipment
 - Close to a heat source such as a heater
 - Where the power supply is unstable
 - On the floor
 - In a dusty environment
 - In a saline or sulfurous environment
 - Where temperature or humidity is high
 - Where there is freezing or condensation
 - In areas prone to vibration
 - On an incline or in an unstable area
- **Be sure that the patient is in continuous contact with the surface of the detector for less than 10 minutes. Depending on the heat generated by the internal device, the temperature of the detector's surface may increase by up to 10°C. Avoid prolonged contact with the surface of the detector in order to decrease physical stress and the possibility of low-temperature burns due to contact with the patient's skin.**

- **When using the detector, if you observe an abnormal rise in temperature above the temperatures listed below, stop using it immediately and contact your sales representative.**

The maximum temperature of the detector: 45°C*.

* This is measured during Canon's maximum load test when the ambient temperature is set to 35°C.

Power supply and cables

- **Do not place heavy object such as medical equipment on cables and cords, or do not pull, bend, bundle, or step on them to prevent their sheath from being damaged, and do not alter them neither.**

Doing so may damage the cords which could result in fire or electric shock.

- **Do not turn ON the power when condensation has formed on the product.**

Doing so could result in fire or electric shock.

- **When using the product's wiring cable or the PC Connection Cable, it becomes weakly magnetized. When exposing patients with cardiac pacemakers to X-rays, always make sure that the patients have no problems during exposure.**

If a problem occurs, keep the product (wiring cable or PC Connection Cable) away from the patients and consult your doctor.

- **Always connect the three-core power cord plug to a grounded AC power outlet.**
- **To make it easy to disconnect the plug at any time, avoid putting any obstacles near the outlet.**

Otherwise, it may not be possible to disconnect the plug in an emergency.

- **Because the product cable is long, take care that cables do not become tangled during use. Also, be careful not to get your feet caught in the cable.**

Otherwise, it may cause a failure of the product or the injury of the user due to tripping over the cable.

- **Do not charge a deteriorated battery.**

Using a battery that has exceeded its product life may lead to overheating, fire, or explosion.

- **Do not charge the battery when the product is covered with an object (such as a cloth).**

Doing so may result in overheating or fire.

Handling

- **Do not place anything on top of the product.**

The object may fall and cause an injury. Also, if metal objects such as needles or clips fall into the product, or if liquid is spilled, it could result in fire or electric shock.

- **Do not hit or drop the product. Handle the product carefully as it is precision device.**

The product may be damaged if it receives a strong jolt, which could result in fire or electric shock if the product is used without being repaired.

- **Attach the battery pack carefully.**
- **Make sure that the battery pack is correctly attached.**
- **Have the patient take a fixed posture and do not let the patient touch parts unnecessarily.**

If the patient touches connectors or switches, it could result in electric shock or malfunction of the product.

- **Always confirm that there is no problem with the system or the patient during use. If a problem occurs, take appropriate measures, such as shutting down the system.**
- **Do not spill liquid or chemicals onto the product or, in cases where the patient is injured, allow it to come in contact with blood or other body fluids.**

Doing so may result in fire or electric shock. The detector is protected against dust and liquids. However, take the following precautions.

- Do not submerge the detector in water.
 - Do not use the detector in a place where it gets wet by a lot of rainwater.
 - If the detector is submerged in water or otherwise gets very wet, wipe it with a dry cloth, stop using it, and consult your sales representative.
 - If necessary, wrap the detector in a disposable cover to prevent the risk of infection.
 - Dust protection and water protection might be impaired if something hits against the detector, or if the detector is dropped or receives a strong jolt.
 - Securely lock the battery cover. Otherwise, the detector is not protected against dust or liquids.
 - Do not open the battery cover when the dust adheres to the detector or the detector gets wet.
 - Do not use the detector if water or dust gets into and stays inside the battery compartment.
 - The battery cover is a consumable item. If the battery cover is deformed or the packing is damaged or cracked, replace the battery cover with a new one. If a deteriorated battery cover continues to be used, ingress of dust or water into the detector may occur.
 - Junctions between the wiring cable and Multi Box and between the PC Connection Cable and laptop computer are not resistant to dust or water.
- **Turn OFF the power to the product for safety when not being used.**
 - **Do not place excessive weight on the product.**
Do not use the detector in a manner that will subject it to local loads of 100 kg or more.

If the load exceeds the limit, the inner device may be damaged.
 - **Do not touch the electrode terminals of the detector and the battery pack.**

- **Be sure to use the detector on a flat surface while using it in horizontal position.**
If the detector is set on a diagonal and pressure is applied to it, the inner device may be damaged.
- **Be sure to securely hold the detector while using it in upright positions.**
Otherwise, the detector may fall over, resulting in injury to the user or patient, or may flip over, resulting in damage to the inner device.
- **Be sure to use only the dedicated battery pack for this product.**
- **If battery liquid leaks and comes into contact with your skin or clothes, immediately wash it off with tap water, etc.**
The contact with the battery liquid may cause skin irritation.

When a problem occurs

- **Should any of the following occur, immediately turn OFF the power to the product, unplug the power cord from the AC outlet, and contact your sales representative:**
 - When there is smoke, an odd smell or abnormal sound
 - When liquid has been spilled into the product or a metal object has entered through an opening
 - When the product has been dropped and is damaged

Inspection, disinfection, and cleaning

- **Do not use flammable solvents to clean the surface of the product.**
When the product is going to be cleaned, be sure to turn OFF the power to the product, remove the battery pack, and unplug the power cord from the AC outlet. Never use alcohol, benzene, thinner or any other flammable solvents. Otherwise, it could result in fire.
- **Clean the plug of the power cord periodically by unplugging it from the AC outlet and removing dust or dirt from the plug, its periphery and AC outlet with a dry cloth.**
If the cord is kept plugged in for a long time in a dusty, humid or sooty place, dust around the plug will attract moisture, and this could cause insulation failure that could result in a fire.
- **After every examination, wipe the patient contact surfaces of the detector using a disinfectant such as disinfecting ethanol to prevent the risk of infection.**
A blood infection or other causes may result in the onset of an infectious disease. For details on how to disinfect, consult a specialist.
- **Do not spray the detector directly with disinfectants or detergents.**
- **Always keep this product and other equipment clean and remove all dust and dirt.**
Dust and dirt may cause malfunctions of the equipment included in the radiography system, such as this product and computers.

- **When cleaning the battery pack, wipe it with a cloth slightly dampened with water or diluted neutral detergent.**

The battery pack is not protected against liquids. When cleaning the battery pack, wipe it carefully so as not to spill the detergents onto the electrodes.

- **Dry the battery pack completely after cleaning, and attach it to the detector.**
- **When cleaning any other parts than the sensor side of the detector, wipe them carefully so as not to spill the detergents onto the battery pack attachment portion (electrodes).**
- **Use water or diluted neutral detergent to clean the surface of the detector and other devices. Do not use absolute alcohol, paint thinner, benzene, or chlorinated solvents. Doing so may damage the surface of the detector or other devices.**
- **Dry the detector completely after disinfecting or cleaning it.**

1.2 Notes on radio frequency

This product complies with local radio frequency regulations in the country or region where you purchased the product. Note that it cannot be used in any areas other than the country or region of its purchase.

In the frequency band used by this product, not only industrial, scientific and medical equipment such as microwave ovens but also premises radio stations (license required) and specified low-power radio stations (license not required) for mobile object identification such as used in factory manufacturing lines, etc., and amateur radio stations (license required) may be in operation. Use of this product may cause radio interference with the above equipment and radio stations, so be sure to understand the following precautions before use.

- Before using this product, make sure that there are no premises radio stations and specified low-power radio stations for mobile object identification operating nearby.
- In the event that radio waves from this product cause harmful interference to premises radio stations for mobile object identification, immediately stop using the product and contact your sales representative.
- Also contact your sales representative if other problems occur, such as harmful radio interference from this product to specified low-power radio stations for mobile object identification or amateur radio stations.
- This product is suitable for use in hospital (professional healthcare facility) environments, with the exception of environments near active HF SURGICAL EQUIPMENT or the RF shielded room of an ME SYSTEM for magnetic resonance imaging, where the intensity of ELECTROMAGNETIC DISTURBANCES is high.
- **WARNING:**
Use of this equipment adjacent to or stacked with other equipment should be avoided because it could result in improper operation. If such use is necessary, this equipment and the other equipment should be observed to verify that they are operating normally.
- To maintain the optimum EMD performance, use only the designated cables.
- **WARNING:**
Use of equipment, transducers and cables other than those specified or provided by your sales representative could result in increased electromagnetic emissions or decreased electromagnetic immunity of this equipment and result in improper operation.
- **WARNING:**
Portable RF communications equipment (including peripherals such as antenna cables and external antennas) should be used no closer than 30 cm (12 inches) to any part of the detector, including cables specified by your sales representative. Otherwise, degradation of the performance of this equipment could result.

1.3 Notes for using the product

When using the product, take the following precautions. Otherwise, problems may occur and the product may not function correctly.

Before use

- Sudden heating of the room in cold areas will cause condensation to form on the product. In this case, wait until the condensation evaporates before performing an exposure. If the product is used while condensation is formed on it, problems may occur. When an air-conditioner is used, be sure to raise/lower the temperature gradually so that a difference in temperature in the room and in the product does not occur, to prevent condensation.

During use

- Do not use the detector near devices generating a strong magnetic field. Doing so may produce image noise or artifacts.
- Avoid unnecessary exposure for patients, especially for children. For details, be sure to read the precautions on radiation protection in the manual for the connected X-ray generator.
- The Docking Station is not protected (sealed) against liquids such as blood and medication in the operating room.
- Use the Docking Station indoors.
- Do not install the ready indicator and IR data communication unit such a position that its IR data port faces the monitor, reflector, or other IR data communication equipment, except for the detector.

Disinfection and cleaning

- When disinfecting the patient contact surfaces of the detector, wipe them with a disinfecting cloth moderately dampened with a disinfectant such as disinfecting ethanol.
- When cleaning the detector, wipe it with a cloth slightly dampened with water or diluted neutral detergent.

Others

- Do not use this product in combination with other equipment such as defibrillators or large electric motors as these may cause power-supply noise or power supply voltage variations. Doing so may prevent normal operation of this product and other equipment.
- This product may malfunction due to electromagnetic waves caused by portable personal telephones, transceivers, radio-controlled toys, etc. Be sure to avoid having objects such as these, which affect this product, brought near the product.
- When the detector will not be used for some time, remove the battery pack. Otherwise, overdischarge may occur, leading to a shorter battery life.

2 Introduction

This device is a detector that converts X-ray signals into digital signals and outputs only. This device can be used with an X-ray generator and an image processing unit for manufacturer products. It provides the digital image by detecting X-rays passing through a patient body and incident on its surface. It does not provide the image for diagnosis, nor function or control the X-ray generator.

3 Operating procedures

3.1 Preparing to use the detector

- 1 Charge the battery pack.**
- 2 Attach the battery pack.**
 - i) Remove the battery cover.**
 - ii) Attach the battery pack.**
 - iii) Attach the battery cover.**

3.2 Operating the detector

- 1 Turn on the detector.**
- 2 Register the detector and make connection to the control system.**

3.3 Ending use of the detector

- 1 Turn off the detector.**

3.4 List of detector status indication

Standard Synchronization Mode

Detector status	Status indicators	
	Power LED ^{*1}	READY LED
Power OFF	Not illuminated	Not illuminated
Power ON	Illuminated	Not illuminated
Linkage started	Illuminated	Flashing (3 sec. only) ^{*2}
Switching to exposure ready status	Illuminated	Flashing
Exposure ready status	Illuminated	Illuminated
Detector selection status (Sleep)	Illuminated	Not illuminated
Error	Flashing	Flashing

*1 The indication of the Power LED lamps changes according to the remaining battery charge.

*2 Only after linkage from the detector

3.5 List of lights / flashes / notification beeps of the ready indicator

Standard Synchronization Mode

	Link (registration) completed	During exposure ready status	During exposure
		Start time	When the X-ray is exposed
LED lamp	The 2 LED lamps flash ^{*1} .	The 2 LED lamps light up weakly.	
Notification sound	Three-tone beep	Single beep	N/A

*1 On/Off status changes three times every 0.5 seconds

4 Troubleshooting

Symptom	Cause	Remedy
Power LED lamps flash (1-second cycles) and exposure is not possible.	No battery power.	Replace the battery pack with a fully-charged one and retry an exposure.

5 Maintenance

Maintenance and inspection

If any problem is found during the following inspections and cannot be resolved, please contact your sales representative.

Daily inspection

Cable

- (1) Ensure that the cables are not damaged and the cable jackets are not torn so as to expose the inside of the cables.
- (2) Ensure that the power cord plugs are securely connected to both the product AC inlet and the AC outlet.
- (3) Ensure that there are no breaks or short-circuits in all pins of the detector connector plugs.
- (4) Ensure that there is no dust, dirt, or oil on the terminals of the wiring cable connector.

Detector

- (1) Ensure that there are no loose or missing screws.
- (2) Ensure that there are no break or no deformation on the exterior of the detector.
- (3) Ensure that there is no dust or foreign matter on the battery bay connector.
- (4) Ensure that there are no breaks or short-circuits in the battery bay connector.
- (5) Ensure that there is no dust, dirt, or oil on the terminals of the cable connector.
- (6) Ensure that the battery cover is not damaged or bent.
- (7) Ensure that there is nothing wrong with the rubber in the battery cover (foreign objects, tears, cracks, etc.).

After turning on the power

- (1) Perform test exposure.
Ensure that captured images are displayed normally on the monitor.

6 Specifications

6.1 Main specifications

Detector

Environmental requirements:

Operation

Temperature: 5°C to 35°C
Humidity: 30% to 80% RH (without condensation)
Atmospheric pressure: 613 to 1060 hPa

Storage (unpacked)

Temperature: 5°C to 40°C
Humidity: 30% to 85% RH (without condensation)
Atmospheric pressure: 613 to 1060 hPa

Transportation and storage (in packages at point of purchase)

Temperature: -30°C to 50°C
Humidity: 10% to 95% RH (without condensation)
Atmospheric pressure: 613 to 1060 hPa

Applicable grid (Other devices): 34, 40, 52*, 60* lp/cm (* recommended)
(34 and 40 lp/cm have restrictions.)

Rated power supply: 9 to 12 V DC, 2.00 A

Dimensions and mass

AR-C3543W: Approx. 384 x 460 x 15.7 mm
Approx. 3.1 kg (incl. battery pack)

AR-C4343W: Approx. 460 x 460 x 15.7 mm
Approx. 3.7 kg (incl. battery pack)

Battery Pack LB-4A

Type:	Lithium ion battery
Operation temperature range:	5°C to 35°C
Rated voltage:	11.1 V DC
Capacity:	Typ. 1660 mAh / Min. 1600 mAh
Cycle life:	Approx. 300 cycles (fully charged to fully discharged)
Dimensions and mass:	Approx. 93 x 162 x 7 mm (excl. projecting parts) Approx. 160 g

7 Regulatory information

7.1 Medical equipment classification

Type of protection against electrical shock

Internally powered equipment
Class I Equipment, with Multi Box and Docking Station

Degree of protection against electrical shock

Type B Applied Parts : Detector

7.2 CE marking

This product complies with the following:

Regulation (EU) 2017/745

Directive 2011/65/EU

Directive 2014/53/EU

Directive 2014/30/EU

Directive 2014/35/EU

7.3 For European Union

Notification of serious incident

Any serious incident (defined in Article 2(65) of the Regulation (EU) 2017/745) that has occurred in relation to the product should be reported to the manufacturer and the competent authority of the Member State in which the user and/or patient is established.

Electronic instructions for use











Instructions for use are available on the website for viewing and download by customers.
• <https://global.canon/en/ifu/medcom/index.html>

For details, please contact your sales representative.

7.4 EMD (Electromagnetic Disturbances)

This product is suitable for use in all establishments other than domestic and those directly connected to the public low-voltage power supply network that supplies buildings used for domestic purposes.

7.5 Details of markings on the product

	Direct current
	Alternating current
	Type B applied part
	Consult instructions for use
	Non-ionized radiation
	Manufacturer
	Date of manufacture
	Serial number
	This mark indicates that this equipment must be collected separately under the Directive on Waste Electrical and Electronic Equipment (WEEE) in the European Union.
	This mark indicates medical device which complies with the Regulation (EU) 2017/745.

8 Product components

Component products are available either individually or as part of a set.

AR-C3543W / AR-C4343W

(Unit: pieces)

Detector

AR-C3543W

Flat Panel Detector: AR-C3543W	1
Battery pack: LB-4A	2

AR-C4343W

Flat Panel Detector: AR-C4343W	1
Battery pack: LB-4A	2

Multi Box: MB-4A (sold separately, optional)

Multi Box.....	1
Power cord	1
X-ray interface cable	1

Docking Station: DS-4A (sold separately, optional)

Docking Station	1
Power cord	1

Optional parts

Multi Box: MB-4A

Multi Box.....	1
Power cord	1
X-ray interface cable	1

Docking Station: DS-4A

Docking Station	1
Power cord	1

X-ray Interface Unit: XB-1A

X-ray interface box	1
AC adapter	1
Power cord	1
X-ray interface cable	1
Functional earth conductor	1

Battery Charger: BC-01

Battery charger	1
AC adapter	1
Power cord	1

Battery Charger: BC-1A

Battery charger	1
Power cord	1

Battery Pack: LB-4A

Status indicator: SI-4A

Ready indicator: RI-3A

Hook-and-loop fastener (fastener hooks, fastener loops) (One pair is already applied to the product)	3 pairs
---	---------

Wiring cable: WC-4A / WC-4A-2m

PC Connection Cable: CP-4A

9 Service information

Product lifetime

The estimated product lifetime may be up to seven years under appropriate regular inspection and maintenance.

Regular inspection and maintenance

In order to ensure the safety of patients, operating personnel and third parties, and to maintain the performance and reliability of the product, be sure to perform regular inspection at least once a year.

Replacement parts support

Performance parts (parts required to maintain the functioning of the product) of this product will be stocked for 8 years after discontinuance of production, to allow for repair.

Consumables

The following consumable can deteriorate because of its characteristics and structure. For purchase of consumables, contact your sales representative.

- Battery Pack LB-4A (Cycle life: Approx. 300 cycles)
- Battery cover (Replacement period: Approx. every 2 years)

Technical Description

For the technical description, see the user's manual of the product.



BT8-1911-EN04



Manufacturer:
CANON INC.

30-2, Shimomaruko 3-chome, Ohta-ku, Tokyo 146-8501, Japan
Telephone: (81)-3-3758-2111

Revision Date: 2025-11

BT8-1911-EN04

1125P0.001

© CANON INC. 2024–2025