

LCOS Projector 4K6020Z

■Basic specifications

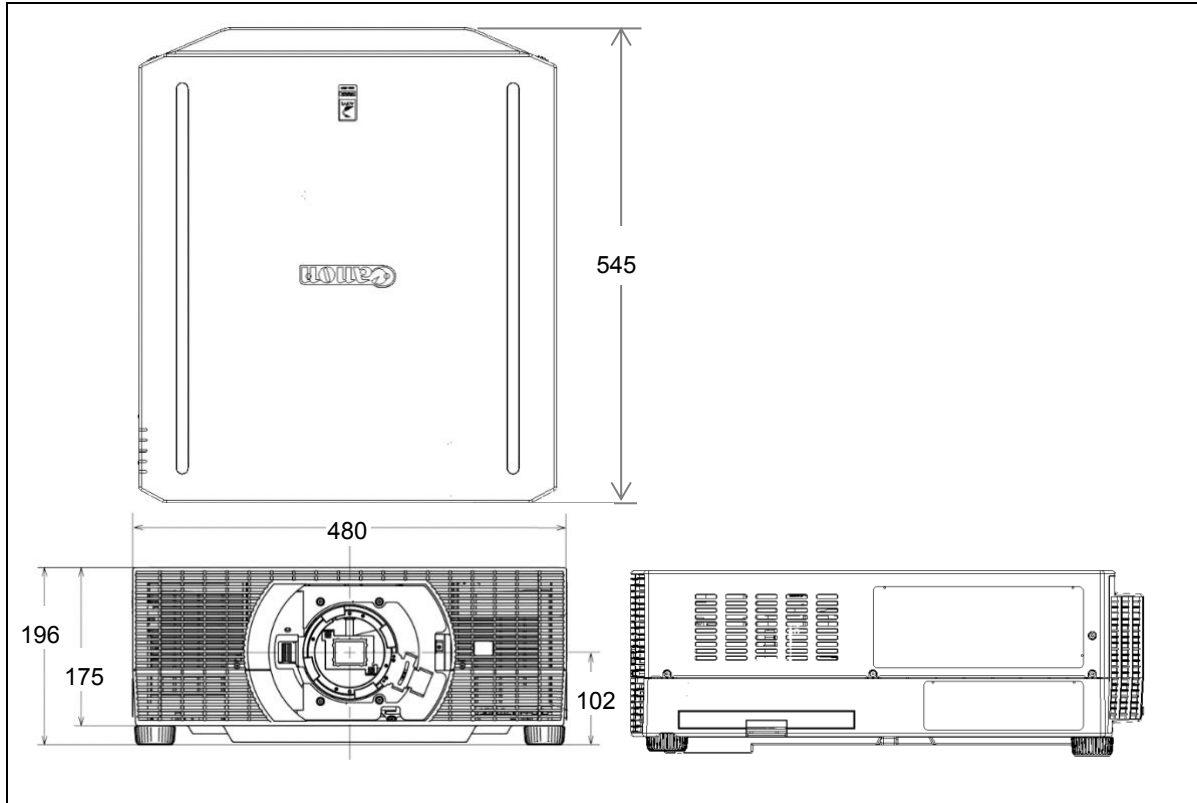
1.Product classification	
Item name	Projector
Image device, number	Reflective LCD panel (LCOS), 3 panels
Projection lens	Detachable
2.Image device	
Number of pixels	4096×2160
Display size	0.74 type
Aspect ratio	Approx. 17:9
3.Light source	
Type	Blue Laser Diode Yellow phosphor wheel
4.Images	
Optical system	Dichroic mirror and PBS color separation-combination system
Light output	(When the image mode is set to presentation) (When RS-SL07RST is used for the projection lens) 6000/3600/2400 lm (Normal / Quiet 1/ Quiet 2) ** Changed with the light source mode setting The luminance values for modes other than Normal are calculated and are not guaranteed as specifications
Marginal lamination ratio	(When RS-SL07RST is used for the projection lens) 80% or more
Contrast ratio	(All white : all black) (When the image mode is set to presentation) (When RS-SL07RST is used for the projection lens) (Dynamic contrast: High) 22000:1
Keystone correction	Vertical direction ± 20° Horizontal direction ± 20°

5. Terminals and I/O signals

HDMI(1) Digital image input	640x480、720x480、720x576、800x600、1280x720、 1024x768 1366x768、1440x900、1280x1024、1920x1080、 2048x1080 2560x1080、1920x1200、2048x1200、2560x1440、 2560x1600 3840x2160、4096x2160 **Audio input supported
HDMI(2)	Equivalent to the HDMI(1) terminal
RJ-45 HDBaseT input Image, audio Control Network	*Switched automatically between HDBaseT and general network Equivalent to the HDMI terminal Equivalent to the RS-232 connection 100BASE-TX
Network connection	100BASE-TX
USB Type A	Firmware version up
Mini jack(1) Mini jack(2) Mini jack(3)	Audio input Wired remote connection DC 12 V (maximum 0.35 A)
Dsub9 RS-232 connection	User command Firmware version up (*1)

6.Mechanics	
Lens shift	
Driven method	Electric powered
Amount of lens shift	Varies depending on the projection lens
Lens mount	Spigot type
Adjustable feet	Four locations on the bottom, detachable Extension length: 14.6 mm, maximum angle of inclination: $\pm 1.8^\circ$ The screw holes in the projector are also used to install suspension fittings.
Dimensions	W: 480 mm, H: 196 mm, D: 545 mm W: 480 mm, H: 175 mm, D: 545 mm (not including protrusion)
Weight	Approx. 19 kg
Noise level	38/33/29 dB (Normal / Quiet 1/ Quiet 2) ** Changed with the light source mode setting
7.Others	
Infra-red receiver	One in the front and one in the back
Built-in speaker	Not provided
Power supply	AC100 - 240 V, 50/60 Hz
Power consumption	620 W ** Changed according to the settings of the light source function
Standby power	1.6 - 0.25 W ** Changed with the network and other settings
Operation environment	0°C - 45°C , 20%RH - 85%RH
Storage environment	-20°C - 60°C

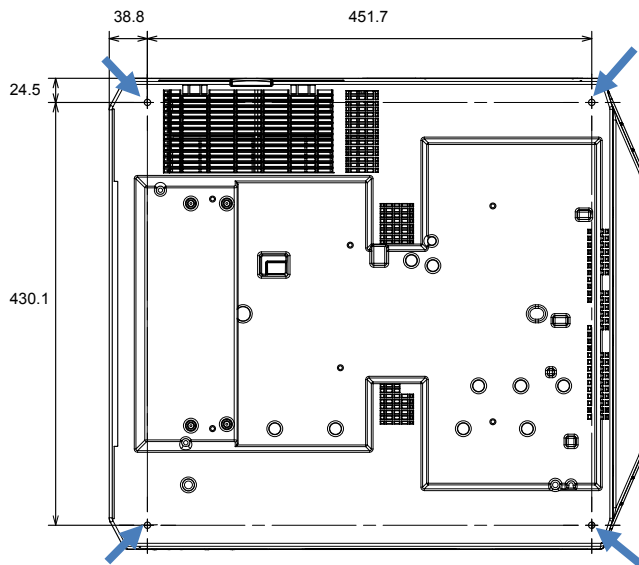
■ Outline Drawings



Dimensions	W: 480 mm, H: 196 mm, D: 545 mm (18.9 x 7.7 x 21.5 inch)
Lens center	240 mm from the left side (*1) 102 mm from the installed surface
Weight	Approx. 19 kg (41.9 lbs)

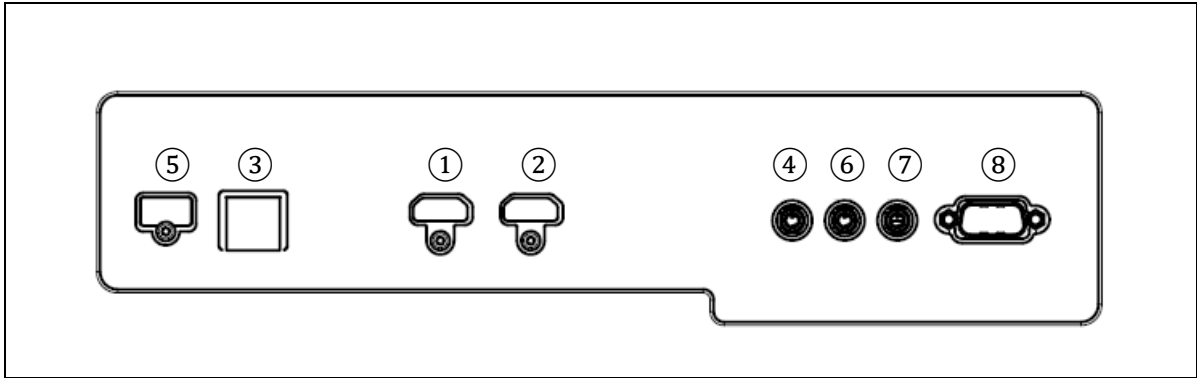
*1: The panel that a lens is mounted on is considered the front panel.
(The figure above shows the top, front, and left views.)

● Screw holes for ceiling mount: 4 (M6)



These screw holes normally have adjustable feet attached to them. If the product is to be suspended from the ceiling, the adjustable feet need to be removed.

■Terminals



	Terminal	Signal
Image input	① HDMI(1)	Digital PC / Digital video
	② HDMI(2)	Digital PC / Digital video
	③ RJ-45	HDBaseT/network
Audio output	④ Mini jack	Stereo audio
Control	⑤ USB type A	USB connection
	⑥ Mini jack	DC 12 V (maximum 0.35 A)
	⑦ Mini jack	Wired remote control connection

●Wireline connection for the remote

The unit can be operated by a wired remote RS-RC05 (option).

When a cable is connected to the unit's remote terminal, the unit switches to a mode in which no infrared signal is accepted, so that the unit would not respond to other remote.

In addition, when a cable is connected to the wireline connection terminal on the remote, the remote also switches to a mode in which no infrared signal is transmitted.

When the remote is wired, the user does not have to make the channel settings on the unit or the remote.

**Note:

If the cable connecting the unit and the remote breaks, the unit will become inoperable from any remote.

■Supported image signal type

This product can display the following image signals.

●HDMI

Resolution	Frequency			Blanking information		EDID mode "High compatibility"
	Vertical [Hz]	Horizontal [kHz]	Dot clock [MHz]	Horizontal FP, SW, BP	Vertical FP, SW, BP	
640x480	59.940	31.469	25.175	16, 96, 48	10, 2, 33	○
720x480	59.940	31.469	27.000	16, 62, 60	9, 6, 30	○
720x576	50.000	31.250	27.000	12, 64, 68	5, 5, 39	○
800x600	60.317	37.879	40.000	40, 128, 88	1, 4, 23	○
1280x720	24.000	18.000	59.400	1760, 40, 220	5, 5, 20	○
	50.000	37.500	74.250	440, 40, 220	5, 5, 20	○
	60.000	45.000	74.250	110, 40, 220	5, 5, 20	○
1024x768	60.004	48.363	65.000	24, 136, 160	3, 6, 29	○
1366x768	59.790	47.712	85.500	70, 143, 213	3, 3, 24	○
	60.000	48.000	72.000	14, 56, 64	1, 3, 28	○
1440x900	59.887	55.935	106.500	80, 152, 232	3, 6, 25	○
	59.901	55.469	88.750	48, 32, 80	3, 6, 17	○
1280x1024	60.020	63.981	108.000	48, 112, 248	1, 3, 38	○
1920x1080(l)	50.000	28.125	74.250	528, 44, 148	4.5, 10, 30.5	○
	50.000	31.250	72.000	32, 168, 184	45.5, 10, 114.5	○
	60.000	33.750	74.250	88, 44, 148	4.5, 10, 30.5	○
1920x1080	24.000	27.000	74.250	638, 44, 148	4, 5, 36	○
	50.000	56.250	148.500	528, 44, 148	4, 5, 36	○
	60.000	67.500	148.500	88, 44, 148	4, 5, 36	○
2048x1080	59.924	66.576	147.000	48, 32, 80	3, 10, 18	○
	60.000	67.500	148.500	44, 44, 64	4, 5, 36	○
2560x1080	24.000	26.400	99.000	998, 44, 148	4, 5, 11	○
	50.000	56.250	185.625	548, 44, 148	4, 5, 36	○
	59.978	66.636	181.250	48, 32, 80	3, 10, 18	○
	60.000	66.000	198.000	248, 44, 148	4, 5, 11	○
1920x1200	59.885	74.556	193.250	136, 200, 336	3, 6, 36	○
	59.950	74.038	154.000	48, 32, 80	3, 6, 26	○
2048x1200	59.905	74.582	205.250	136, 216, 352	3, 10, 32	○
	60.000	74.100	157.684	8, 32, 40	21, 8, 6	○
2560x1440	59.951	88.787	241.500	48, 32, 80	3, 5, 33	○
2560x1600	59.972	98.713	268.500	48, 32, 80	3, 6, 37	○
3840x2160	23.993	52.593	266.750	216, 400, 616	3, 5, 24	○
	23.999	52.438	209.750	48, 32, 80	3, 5, 17	○
	24.000	54.000	297.000	1276, 88, 296	8, 10, 72	○
	25.000	56.250	297.000	1056, 88, 296	8, 10, 72	○
	30.000	67.500	297.000	176, 88, 296	8, 10, 72	○
	50.000	112.500	594.000	1056, 88, 296	8, 10, 72	YCbCr420 only
4096x2160	60.000	135.000	594.000	176, 88, 296	8, 10, 72	YCbCr420 only
	23.979	52.561	284.250	224, 432, 656	3, 10, 19	○
	23.980	52.397	223.000	48, 32, 80	3, 10, 12	○
	24.000	54.000	297.000	1020, 88, 296	8, 10, 72	○
	25.000	56.250	297.000	968, 88, 128	8, 10, 72	○
	30.000	67.500	297.000	88, 88, 128	8, 10, 72	○
	50.000	112.500	594.000	968, 88, 128	8, 10, 72	YCbCr420 only
	60.000	135.000	594.000	88, 88, 128	8, 10, 72	YCbCr420 only

●**HDBaseT**

The same resolutions and frequencies as when EDID mode for HDMI input is set to “Highly compatibility” can be displayed.

HDBaseT signals are defined in the HDBaseT standard.

Signals are transmitted as HDBaseT signals through cables and then converted into HDMI signals after entering the projector.

Normal display is not guaranteed if the projector receives an HDBaseT signal that cannot be inversely converted into one of the HDMI signals in the table.

■Wireless specification

●Main specification

Transmission standards	IEEE 802.11b IEEE 802.11g IEEE 802.11n
Transmission distance	About 25 m When no electric wave interference from the perimeter and when clear viewing to the access point
Wi-Fi certification	Acquired
WPS	Support: Push button method (PBC), PIN code method (PIN)
Encryption	Open WEP WPA-PSK TKIP WPA-PSK AES WPA2-PSK TKIP WPA2-PSK AES
Connection mode	Infrastructure mode PjAP mode

●Connection modes and Functions

Mode	Infrastructure	PjAP
Connection method	WPS (PBC, PIN)/ manual	Manual
Usable	User command Control with the browser Mail	User command Control with the browser
Not usable	SNMP PJLink / AMX / Crestron RoomView Firmware update	Mail SNMP PJLink/AMX/Crestron RoomView Firmware update

●Auto Search

When wireless communication is already configured, this product operates in the following manner depending on the connection mode.

Mode	Infrastructure	PjAP
Working (*1)	Connected with the last connection destination and earlier destinations (*2)	The product starts operating as an access point according to the set profile (SSID and the like).

*1: (1) When the projector is started with the wireless network function set to "On".

(2) When the wireless network function is set to "on" in the projector operating.

*2: This document omits the details of the search scope and procedure.

■Accessories

Main Supplied Accessories	Remote Control RS-RC07	Power supply: DC 3.0V (with two AAA battery) Communication range: approx. 8 m within ± 25 degrees of the receiver
	Power code	Connects the unit to a power source.
Optional Parts	Ceiling Attachment RS-CL15 (*1)	This is used for ceiling mount.
	Ceiling Attachment Arm RS-CL17 (*2)	This is used for ceiling mount.
	Ceiling Pipe 400-600mm RS-CL08	The RS-CL08 is used in combination with the RS-CL15 to suspend the projector at a distance below the ceiling.
	Ceiling Pipe 600-1000mm RS-CL09	The RS-CL09 is used in combination with the RS-CL15 to suspend the projector at a distance below the ceiling.
	Remote Control RS-RC07	Same as the supplied remote.
	Remote Control RS-RC05	Power supply: DC 3.0V (with two AA battery) Communication range: approx. 8 m within ± 25 degrees of the receiver Allows for wireline connection (*3)
Replacement Parts	Replacement air filter RS-FL05	This filter is installed at the air intake to prevent dust from entering.

*1: Do not attach a difference model's attachment. The size and the weight of a product are different from other modes.

Consult a building professional before attempting to mount the projector to a ceiling.

*2: RS-CL15 and RS-CL17 are used together to mount this projector on a ceiling.

*3: Uses a commercially available audio cable (3.5Φ stereo mini-plug) for cable connection.

Projection lens	Standard Zoom Lens RS—SL01ST	Focal length Zoom ratio Distance for 100 type	23.0 – 34.5 mm 1.5x 3.10 – 4.65 m
	Long Zoom Lens RS-SL02LZ	Focal length Zoom ratio Distance for 100 type	34.0 – 57.7 mm 1.7x 4.58 – 7.77 m
	Short Fixed Lens RS-SL03WF	Focal length Zoom ratio Distance for 100 type	12.8 mm No optical zoom 1.66 m
	Ultra Long Zoom Lens RS-SL04UL	Focal length Zoom ratio Distance for 100 type	53.6 – 105.6 mm 1.97x 7.39 – 14.44 m
	Wide Zoom Lens RS-SL05WZ	Focal length Zoom ratio Distance for 100 type	15.56 – 23.34 mm 1.5x 2.08 – 3.12 m
	Ultra Wide Lens RS-SL06UW	Focal length Zoom ratio Distance for 100 type	8.39 mm No optical zoom 1.12 m
	4KStandard Zoom Lens RS-SL07RST	Focal length Zoom ratio Distance for 100 type	22.67-39.79mm 1.76x 3.00-5.29 m