

LCOS Projector WUX6700

■Product Summary

This product is a high-performance lamp light source projector of lens exchange type which can project high resolution computer screen and high quality digital image on high definition and large screen.

*This product is an interchangeable lens type projector. Please seek an optional interchangeable lens according to the installation conditions..

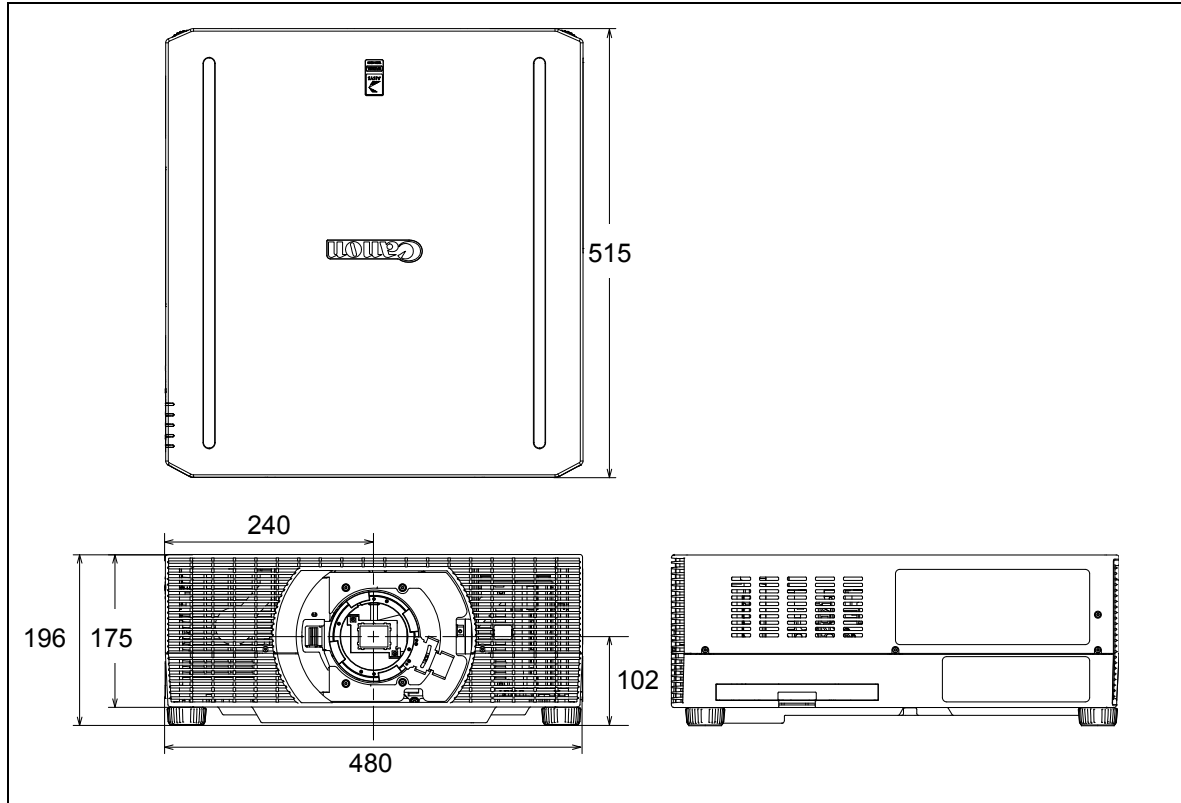
■Basic specifications

1.Product classification Image device, number Projection lens Optional Lenses	Reflective LCD panel (LCOS), 3 panels Detachable RS-SL01ST/RS-SL02LZ/RS-SL03WF/RS-SL04UL/RS-SL05WZ/RS-SL06UW
2.Image device Number of pixels Display size Aspect ratio	1920×1200 (WUXGA) 0.71 type 16:10
3.Light source Type Power consumption	Super high pressure lamp for projectors 386/300/262W (Full power/Power saver1/Power saver2)
4.Images Optical system	Dichroic mirror and PBS color separation-combination system
Light output	6700/5200/4500 lm (Full power/Power saver1/Power saver2) * When the image mode is set to presentation * When standard zoom lens RS-SL01ST is used for the projection lens * The luminance values for modes other than Full power are calculated.
Marginal lamination ratio	90% * When standard zoom lens RS-SL01ST is used for the projection lens
Contrast ratio	2000:1 * All white : all black
Electronic zoom	* When standard zoom lens RS-SL01ST is used for the projection lens
Keystone correction	**When the Lamp control is set to "On". Maximum 12x (for length) Vertical direction ± 20° Horizontal direction ± 20°

5. Terminals and I/O signals (1)	
DVI-I	
Digital PC input	WUXGA, UXGA, WSXGA+, SXGA+, WXGA+, FWXGA, WXGA, SXGA, XGA, SVGA, VGA
Analog PC input	WUXGA, UXGA, WSXGA+, SXGA+, WXGA+, FWXGA, WXGA, SXGA, XGA, SVGA, VGA
HDMI	
Digital PC input	WUXGA, UXGA, WSXGA+, SXGA+, WXGA+, FWXGA, WXGA, SXGA, XGA, SVGA, VGA
Digital video input	1080p, 1080i, 720p, 576p, 480p **Audio input supported
DisplayPort	Equivalent to the HDMI terminal * The details of digital PC signals are different between DVI-I and HDMI/DisplayPort.
Mini Dsub15	
Analog PC input	WUXGA, UXGA, WSXGA+, SXGA+, WXGA+, FWXGA, WXGA, SXGA, XGA, SVGA, VGA
Component video input	1080p, 1080i, 720p, 576p, 576i, 480p, 480i
RJ-45	
HDBaseT input	*Switched automatically between HDBaseT and general network Image, audio, control and network (100BASE-TX) ** Equivalent to the image and audio of HDMI/DisplayPort
Network connection	Network (100BASE-TX) NMPJ screen transfer (CANON original protocol)
USB Type A	
USB data transmission	JPEG still image Firmware version up
6. Terminals and I/O signals (2)	
Mini jack	Audio input
Mini jack	Audio output
Mini jack	Wired remote connection
Dsub9	
RS-232 connection	User command Firmware version up

<p>7.Mechanics</p> <p>Lens shift</p> <p>Lens mount</p> <p>Adjustable feet</p> <p>Dimensions</p> <p>Weight</p> <p>Noise level</p>	<p>Electric powered</p> <p>Amount of lens shift</p> <p>** When standard zoom lens RS-SL01ST is used for the projection lens</p> <p>** When the lens shift mode is set to normal</p> <p>Vertical direction +55%/-15%</p> <p>Horizontal direction +10%/-10%</p> <p>Spigot type</p> <p>Four locations on the bottom, detachable</p> <p>Extension length: 14.6 mm, maximum angle of inclination: $\pm 1.8^\circ$</p> <p>The screw holes in the projector are also used to install suspension fittings.</p> <p>W: 480 mm, H: 196 mm, D: 515 mm</p> <p>Approx. 13 kg</p> <p>37/29/27 dB(Full power/Power saver1/Power saver2)</p> <p>** Changed with the light source mode setting</p>
<p>8.Others</p> <p>Infra-red receiver</p> <p>Built-in speaker</p> <p>Power supply</p> <p>Power consumption</p> <p>Standby power</p> <p>Operation environment</p> <p>Storage environment</p>	<p>One in the front and one in the back</p> <p>Monaural audio: 1 W</p> <p>AC100 - 240 V, 50/60 Hz</p> <p>495W / 390W / 355W(Full power/Power saver1/Power saver2)</p> <p>** Changed according to the settings of the light source function</p> <p>1.6 ~ 0.28 W</p> <p>** Changed with the network and other settings</p> <p>0°C - 40°C , 20%RH - 85%RH</p> <p>-20°C - 60°C</p>

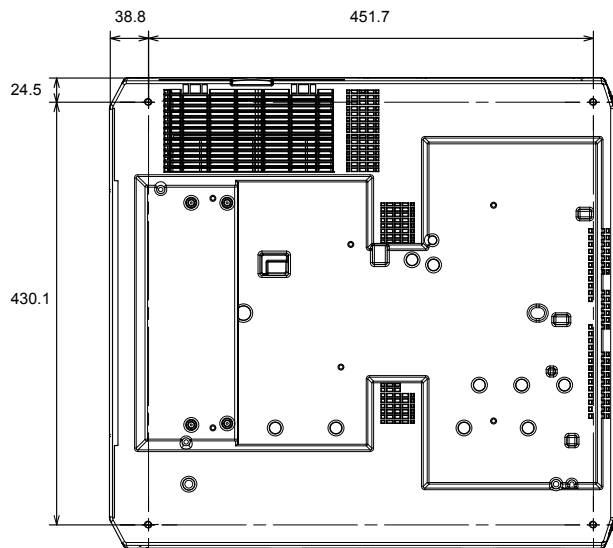
■Dimensions



Dimensions	W: 480 mm, H: 196 mm, D: 515 mm (18.9 x 7.7 x 20.3 inch)
Lens center	240 mm from the left side (*1) 102 mm from the installed surface
Weight	Approx. 13 kg (28.6 lbs)

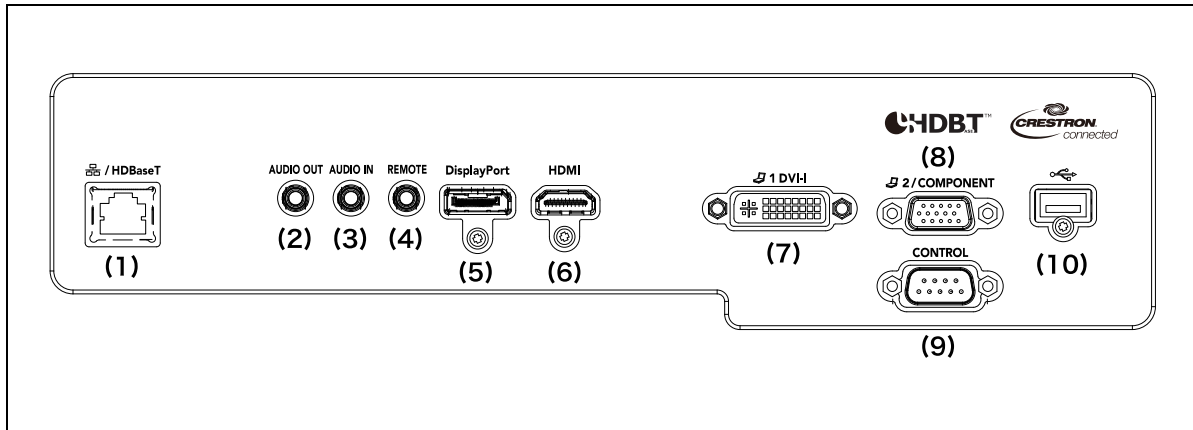
*1: The panel that a lens is mounted on is considered the front panel.
(The figure above shows the top, front, and left views.)

●Screw holes for ceiling mount: 4 (M6)



These screw holes normally have adjustable feet attached to them. If the product is to be suspended from the ceiling, the adjustable feet need to be removed.

■ Terminals



	Terminal	Signal
Image input	DisplayPort	Image input
	HDMI	
	DVI-I	
	Mini Dsub15	
	RJ-45	
	USB type A	
Audio input	Mini jack	Audio input
Audio output	Mini jack	Audio output
Control	Dsub9	Control
	Mini jack	

● Wireline connection for the remote

The unit can be operated by a wired remote RS-RC05 (option).

When a cable is connected to the unit's remote terminal, the unit switches to a mode in which no infrared signal is accepted, so that the unit would not respond to other remote.

In addition, when a cable is connected to the wireline connection terminal on the remote, the remote also switches to a mode in which no infrared signal is transmitted.

When the remote is wired, the user does not have to make the channel settings on the unit or the remote.

**Note:

If the cable connecting the unit and the remote breaks, the unit will become inoperable from any remote.

■Supported image signal type

This product can display the following image signals.

●DVI input

Signal Type	H freq. [kHz]	V freq. [Hz]	Dot clock [MHz]
640×480	31.469	59.940	25.175
720×480	31.469	59.940	27.000
720×576	31.250	50.000	27.000
800×600	37.879	60.317	40.000
1024×768	48.363	60.004	65.000
1280×720	37.500	50.000	74.250
	45.000	60.000	74.250
1280×800	49.702	59.810	83.500
	49.306	59.910	71.000
1280×1024	63.981	60.020	108.000
1366×768	47.712	59.790	85.500
1400×1050	64.744	59.948	101.000
	65.317	59.978	121.750
1440×900	55.935	59.887	106.500
	55.469	59.901	88.750
1600×900	60.000	60.000	108.000
1600×1200	75.000	60.000	162.000
1680×1050	64.674	59.883	119.000
	65.290	59.954	146.250
1920×1080	27.000	24.000	74.250
	56.250	50.000	148.500
	67.500	60.000	148.500
1920×1200	74.038	59.950	154.000
1920×1080 PsF	27.000	24.000	74.25
	28.125	25.000	74.25
	33.750	30.000	74.25

●HDMI input, DisplayPort input

Signal Type	H freq. [kHz]	V freq. [Hz]	Dot clock [MHz]
640×480	31.469	59.940	25.175
800×600	37.879	60.317	40.000
1024×768	48.363	60.004	65.000
	49.702	59.810	83.500
1280×800	49.306	59.910	71.000
	63.981	60.020	108.000
1366×768	47.712	59.790	85.500
1400×1050	64.744	59.948	101.000
	65.317	59.978	121.750
1440×900	55.935	59.887	106.500
	55.469	59.901	88.750
1600×900	60.000	60.000	108.000
1600×1200	75.000	60.000	162.000
1680×1050	64.674	59.883	119.000
	65.290	59.954	146.250
1920×1200	74.038	59.950	154.000
480p	31.469	59.940	27.000
576p	31.250	50.000	27.000
720p	37.500	50.000	74.250
	45.000	60.000	74.250
1080i	28.125	50.000	74.250
	33.750	60.000	74.250
1080p	27.000	24.000	74.250
	56.250	50.000	148.500
	67.500	60.000	148.500

●HDBaseT input

The same resolutions and frequencies indicated for HDM/DisplayPortI input in the above table can be displayed.

HDBaseT signals are defined in the HDBaseT standard.

Signals are transmitted as HDBaseT signals through cables and then converted into HDMI signals after entering the projector.

Normal display is not guaranteed if the projector receives an HDBaseT signal that cannot be inversely converted into one of the HDMI signals in the table.

●Analog PC input (1, 2)

Signal Type	H freq. [kHz]	V freq. [Hz]	Dot clock [MHz]
640×480	31.469	59.940	25.175
720×480	31.469	59.940	27.000
720×576	31.250	50.000	27.000
800×600	37.879	60.317	40.000
848×480	31.020	60.000	33.750
1024×768	48.363	60.004	65.000
1280×768	47.776	59.870	79.500
	47.396	59.995	68.250
1280×800	49.702	59.810	83.500
	49.306	59.910	71.000
1280×960	60.000	60.000	108.000
1280×1024	63.981	60.020	108.000
1366×768	47.712	59.790	85.500
1400×1050	64.744	59.948	101.000
	65.317	59.978	121.750
1440×900	55.935	59.887	106.500
	55.469	59.901	88.750
1600×900	60.000	60.000	108.000
1600×1200	75.000	60.000	162.000
1680×1050	64.674	59.883	119.000
	65.290	59.954	146.250
1920×1080	56.250	50.000	148.500
	67.500	60.000	148.500
1920×1200	74.038	59.950	154.000

●Component video input

Signal Type	H freq. [kHz]	V freq. [Hz]	Dot clock [MHz]
480i	15.734	59.940	13.500
480p	31.469	59.940	27.000
576i	15.625	50.000	13.500
576p	31.250	50.000	27.000
720p	37.500	50.000	74.250
	45.000	60.000	74.250
1080i	28.125	50.000	74.250
	33.750	60.000	74.250
1080p	56.250	50.000	148.500
	67.500	60.000	148.500
1080PsF	27.000	24.000	74.25
	28.125	25.000	74.25
	33.750	30.000	74.25

** If the dot clock of the analog PC signal is higher than 162MHz, image will not be projected properly.

The term analog/digital PC signal in this manual refers to image signals in RGB format.
Component video signal or digital video signal refers to image signals in color difference format.

■ Wireless specification

● Main specification

Transmission standards	IEEE 802.11b IEEE 802.11g IEEE 802.11n
Transmission distance	About 25 m When no electric wave interference from the perimeter and when clear viewing to the access point
Wi-Fi certification	Acquired
WPS	Support: Push button method (PBC), PIN code method (PIN)
Encryption	Open WEP WPA-PSK TKIP WPA-PSK AES WPA2-PSK TKIP WPA2-PSK AES
Connection mode	Infrastructure mode PjAP mode

● Connection modes and Functions

Mode	Infrastructure	PjAP
Connection method	WPS (PBC, PIN)/ manual	Manual
Usable	NMPJ User command Control with the browser Mail	NMPJ User command Control with the browser
Not usable	SNMP PJLink / AMX / Crestron RoomView Firmware update	Mail SNMP PJLink/AMX/Crestron RoomView Firmware update

● Auto Search

When wireless communication is already configured, this product operates in the following manner depending on the connection mode.

Mode	Infrastructure	PjAP
Working (*1)	Connected with the last connection destination and earlier destinations (*2)	The product starts operating as an access point according to the set profile (SSID and the like).

*1: (1) When the projector is started with the wireless network function set to "On".

(2) When the wireless network function is set to "on" in the projector operating.

*2: This document omits the details of the search scope and procedure.

■Accessories

Main Supplied Accessories	Remote Control RS-RC07	πPower supply: DC 3.0V (with two AAA battery) Communication range: approx. 8 m within ±25 degrees of the receiver
	Power code	Connects the unit to a power source.
	Computer cable (only for J destination)	mini Dsub15-mini Dsub15 This is used for connection with computer. This transmits analog PC signals.
Optional Parts	Ceiling Attachment RS-CL15 (*1)	This is used for ceiling mount.
	Ceiling Attachment Arm RS-CL17 (*2)	This is used for ceiling mount.
	Ceiling Pipe 400-600mm RS-CL08	The RS-CL08 is used in combination with the RS-CL15 to suspend the projector at a distance below the ceiling.
	Ceiling Pipe 600-1000mm RS-CL09	The RS-CL09 is used in combination with the RS-CL15 to suspend the projector at a distance below the ceiling.
	Remote Control RS-RC07	Same as the supplied remote.
	Remote Control RS-RC05	Power supply: DC 3.0V (with two AA battery) Communication range: approx. 8 m within ±25 degrees of the receiver Allows for wireline connection (*3)
Replacement Parts	Lamp Assembly RS—LP12	Super High Pressure Lamp for projectors Recommended lamp replacement time (*4)
	Replacement air filter RS-FL05	This filter is installed at the air intake to prevent dust from entering.

*1: Do not attach a difference model's attachment. The size and the weight of a product are different from other modes.

Consult a building professional before attempting to mount the projector to a ceiling.

*2: RS-CL15 and RS-CL17 are used together to mount this projector on a ceiling.

*3: Uses a commercially available audio cable (3.5Φ stereo mini-plug) for cable connection.

Projection lens	Standard zoom lens RS-SL01ST	Focal length 23.0-34.5 mm Zoom ratio 1.5x Distance for 100 type 3.21-4.82 m
	Long Zoom Lens RS-SL02LZ	Focal length 34.0-57.7 mm Zoom ratio 1.7x Distance for 100 type 4.72-8.05 m
	Ultra-long Zoom Lens RS-SL04UL	Focal length 53.6-105.6 mm Zoom ratio 1.97x Distance for 100 type 7.64-14.94 m
	Wide Zoom Lens RS-SL05WZ	Focal length 15.56-23.34 mm Zoom ratio 1.5x Distance for 100 type 2.15-3.23 m
	Short Fixed Lens RS-SL03WF	Focal length 12.8 mm Zoom ratio No optical zoom Distance for 100 type 1.73 m
	Ultra-wide Zoom Lens RS-SL06UW	Focal length 8.39 mm Zoom ratio No optical zoom Distance for 100 type 1.16 m

** The detailed specifications of the lens, please confirm the each lens specification.